



SS12L THRU SS120L

Surface Mount Schottky Barrier Rectifiers

Reverse Voltage - 20 to 200 Volts
Forward Current - 1.0 Amperes

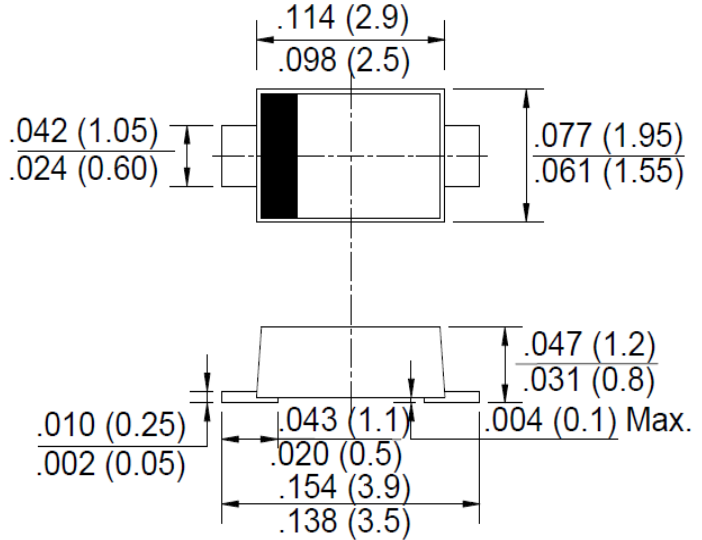
FEATURES

- The plastic package carries Underwriters Laboratory Flammability Classification 94V-0
- Metal silicon junction, majority carrier conduction
- Low power loss, high efficiency
- High forward surge current capability
- High temperature soldering guaranteed:
250 C/10 seconds, 0.375" (9.5mm) lead length,
5 lbs. (2.3kg) tension

MECHANICAL DATA

- Case: JEDEC SOD-123FL molded plastic body
- Terminals: Plated axial leads, solderable per MIL-STD-750, Method 2026
- Polarity: Color band denotes cathode end
- Mounting Position: Any
- Weight: 0.0007 ounce, 0.02 grams

SOD-123FL

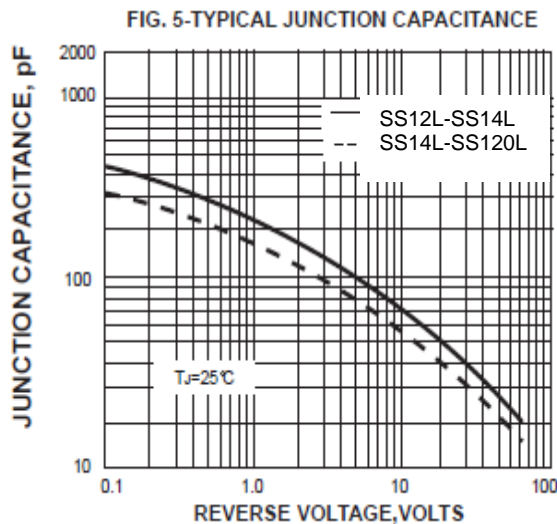
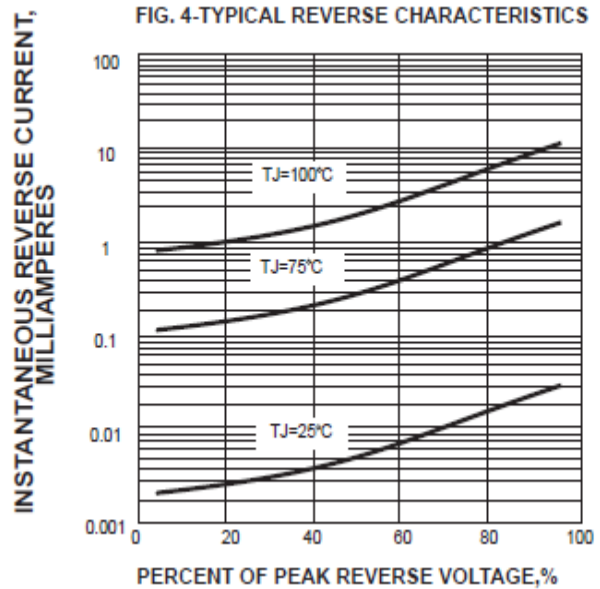
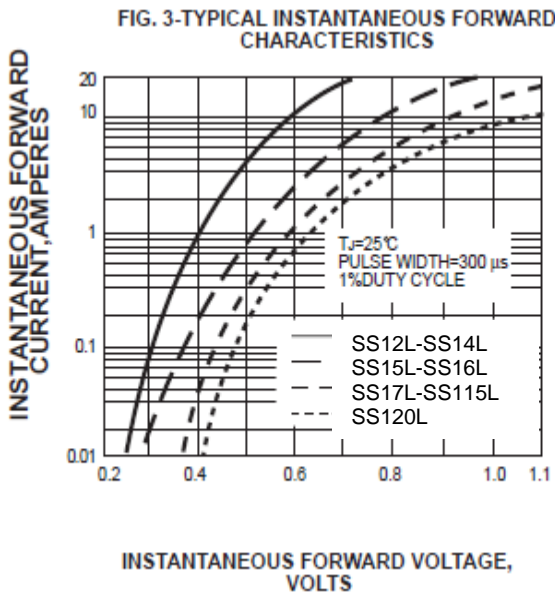
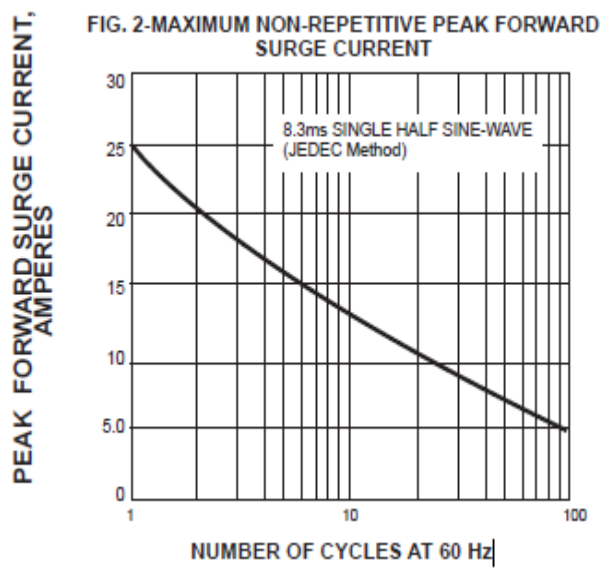
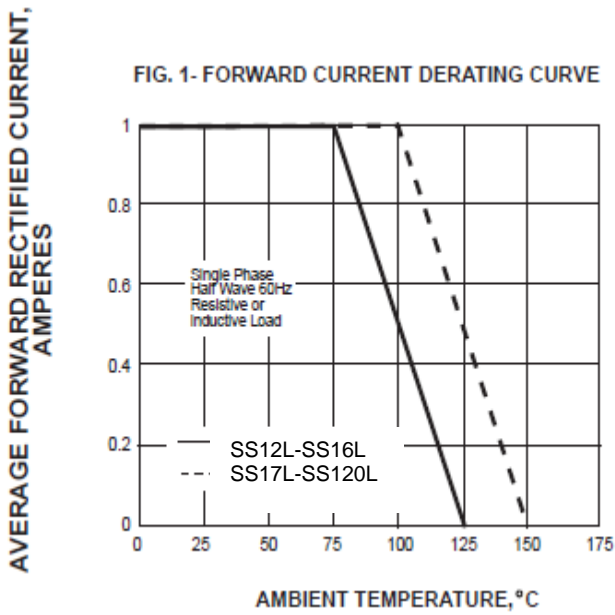


MAXIMUM RATINGS AND ELECTRICAL CHARACTERISTICS

Rating at 25°C ambient temperature unless otherwise specified.
Single phase, half wave, 60Hz, resistive or inductive load.
For capacitive load, derate current by 20%

CHARACTERISTICS	SYMBOL	SS1	SS1	SS1	SS1	SS1	SS1	SS1	SS1	SS1	SS1	SS1	UNIT
		2L	3L	4L	5L	6L	7L	8L	9L	10L	15L	20L	
Maximum Recurrent Peak Reverse Voltage	V _{RRM}	20	30	40	50	60	70	80	90	100	150	200	V
Maximum RMS Voltage	V _{RMS}	14	21	28	35	42	49	56	63	70	105	140	V
Maximum DC Blocking Voltage	V _{DC}	20	30	40	50	60	70	80	90	100	150	200	V
Maximum Average Forward Rectified Current	I _(AV)	1.0											A
Peak Forward Surge Current 8.3ms Single Half Sine-Wave Super Imposed On Rated Load (JEDEC Method)	I _{FSM}	25											A
Maximum Forward Voltage at 1.0A DC	V _F	0.55			0.7			0.85			0.95		V
Maximum DC Reverse Current @T _A =25°C at Rated DC Blocking Voltage @T _A =100°C	I _R	0.5					0.2					mA	
Typical junction capacitance (NOTE 1)	C _J	10					5					2	Pf
Operating junction Temperature Range	T _J	-65 to + 125					-65 to + 150					°C	
Storage Temperature Range	T _{STG}	-65 to + 150											°C

Note: 1. Measured at 1MHz and applied reverse voltage of 4.0V D.C.
2. The typical data above is for reference only.



The curve above is for reference only. 曲线图仅供参考。



Disclaimer

ALL specifications and data are subject to be changed without notice to improve reliability function or design etc.

HY makes no warranty, representation or guarantee regarding the suitability of the products for any particular purpose or the continuing production of any product. To the maximum extent permitted by applicable law, HY disclaims (i) any and all liability arising out of the application or use of any product, (ii) any and all liability, including without limitation special, consequential or incidental damages, and (iii) any and all implied warranties, including warranties of fitness for particular purpose, non-infringement and merchantability.

Statements regarding the suitability of products for certain types of applications are based on HY's knowledge of typical requirements that are often placed on HY products in generic applications. Such statements are not binding statements about the suitability of products for a particular application. It is the customer's responsibility to validate that a particular product with the properties described in the product specification is suitable for use in a particular application. Parameters provided in datasheets and specifications may vary in different applications and performance may vary over time. All operating parameters, including typical parameters, must be validated for each customer application by the customer's technical experts. Product specifications do not expand or otherwise modify HY's terms and conditions of purchase, including but not limited to the warranty expressed therein.

Except as expressly indicated in writing, HY products are not designed for use in medical, life-saving, or life-sustaining applications or for any other applications in which the failure of the HY product could result in personal injury or death. Customers using or selling HY products not expressly indicated for use in such applications do so at their own risk. Please contact authorized HY personnel to obtain written terms and conditions regarding products designed for such applications.

No license, express or implied, by estoppel or otherwise, to any intellectual property rights is granted by this document or by any conduct of HY. Product names and markings noted herein may be trademarks of their respective owners.