



SS32L thru SS310L

Surface Mount Schottky Barrier Rectifiers



Reverse Voltage - 20 to 100 Volts

Forward Current - 3.0 Amperes

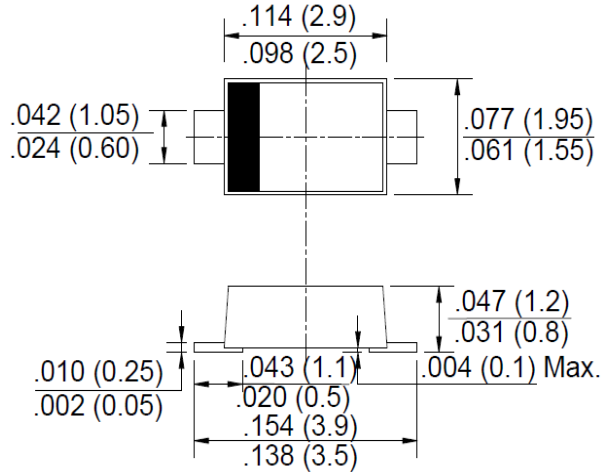
FEATURES

- The plastic package carries Underwriters Laboratory Flammability Classification 94V-0
- Metal silicon junction, majority carrier conduction
- Low power loss, high efficiency
- High forward surge current capability
- High temperature soldering guaranteed: 250 C/10 seconds, 0.375" (9.5mm) lead length, 5 lbs. (2.3kg) tension

MECHANICAL DATA

- Case: JEDEC SOD-123FL molded plastic body
 - Terminals: Plated axial leads, solderable per MIL-STD-750, Method 2026
 - Polarity: Color band denotes cathode end
 - Mounting Position: Any
 - Weight: 0.0007 ounce, 0.02 grams
- Note: Products with logo  or  are made by HY Electronic (Cayman) Limited.

SOD-123FL



Dimensions in inches and (millimeters)

MAXIMUM RATINGS AND ELECTRICAL CHARACTERISTICS

Rating at 25°C ambient temperature unless otherwise specified.
 Single phase, half wave, 60Hz, resistive or inductive load.
 For capacitive load, derate current by 20%

CHARACTERISTICS	SYMBOL	SS32L	SS33L	SS34L	SS35L	SS36L	SS37L	SS38L	SS39L	SS310L	UNIT	
Maximum Recurrent Peak Reverse Voltage	VRRM	20	30	40	50	60	70	80	90	100	V	
Maximum RMS Voltage	VRMS	14	21	28	35	42	49	56	63	70	V	
Maximum DC Blocking Voltage	VDC	20	30	40	50	60	70	80	90	100	V	
Maximum Average Forward Rectified Current	I(AV)	3.0									A	
Peak Forward Surge Current 8.3ms Single Half Sine-Wave Super Imposed On Rated Load (JEDEC Method)	IFSM	80									A	
Maximum Forward Voltage at 3.0A DC	VF	0.52	0.55	0.7			0.85				V	
Maximum DC Reverse Current @TA=25°C at Rated DC Blocking Voltage @TA=100°C	IR	0.5					10					mA
Operating junction Temperature Range	TJ	-50 to + 125					-50 to + 150					°C
Storage Temperature Range	TSTG	-50 to + 150										°C

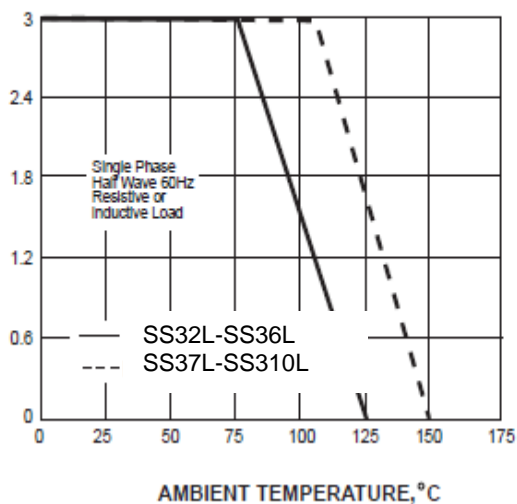
RATING AND CHARACTERISTIC CURVES

SS32L thru SS310L



AVERAGE FORWARD RECTIFIED CURRENT, AMPERES

FIG. 1- FORWARD CURRENT DERATING CURVE



PEAK FORWARD SURGE CURRENT, AMPERES

FIG. 2-MAXIMUM NON-REPETITIVE PEAK FORWARD SURGE CURRENT

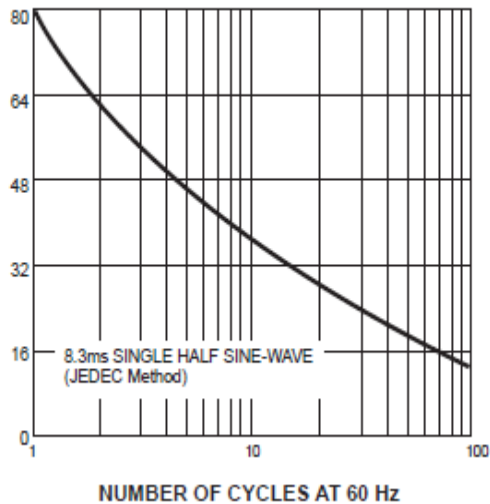


FIG. 3-TYPICAL INSTANTANEOUS FORWARD CHARACTERISTICS

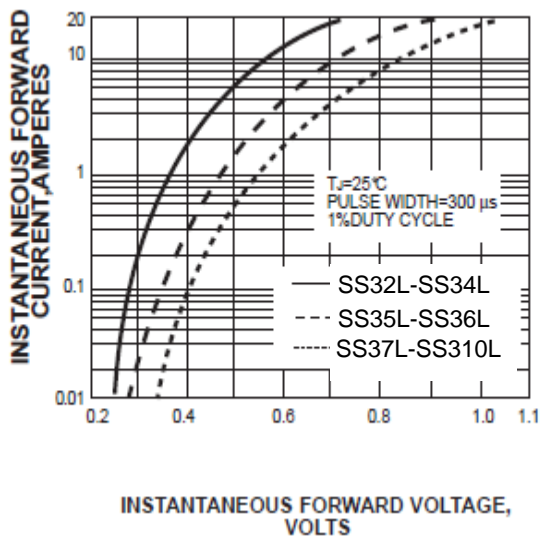
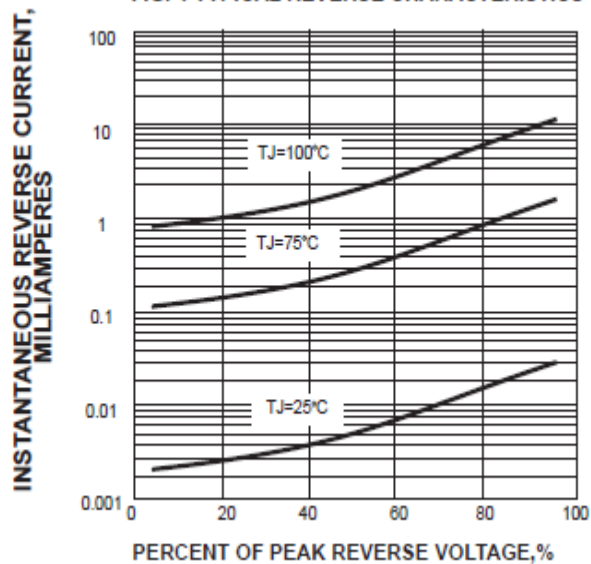


FIG. 4-TYPICAL REVERSE CHARACTERISTICS



The curve above is for reference only.



Disclaimer

ALL specifications and data are subject to be changed without notice to improve reliability function or design or other reasons.

HY makes no warranty, representation or guarantee regarding the suitability of the products for any particular purpose or the continuing production of any product. To the maximum extent permitted by applicable law, HY disclaims (i) any and all liability arising out of the application or use of any product, (ii) any and all liability, including without limitation special, consequential or incidental damages, and (iii) any and all implied warranties, including warranties of fitness for particular purpose, non-infringement and merchantability.

Statements regarding the suitability of products for certain types of applications are based on HY's knowledge of typical requirements that are often placed on HY products in generic applications. Such statements are not binding statements about the suitability of products for a particular application. It is the customer's responsibility to validate that a particular product with the properties described in the product specification is suitable for use in a particular application. Parameters provided in datasheets and specifications may vary in different applications and performance may vary over time. All operating parameters, including typical parameters, must be validated for each customer application by the customer's technical experts. Product specifications do not expand or otherwise modify HY's terms and conditions of purchase, including but not limited to the warranty expressed therein.

Except as expressly indicated in writing, HY products are not designed for use in medical, life-saving, or life-sustaining applications or for any other applications in which the failure of the HY product could result in personal injury or death. Customers using or selling HY products not expressly indicated for use in such applications do so at their own risk. Please contact authorized HY personnel to obtain written terms and conditions regarding products designed for such applications.

No license, express or implied, by estoppel or otherwise, to any intellectual property rights is granted by this document or by any conduct of HY. Product names and markings noted herein may be trademarks of their respective owners.